

Uitwerkbijlage VWO
2017

tijdvak 1

muziek

Naam kandidaat _____ Kandidaatnummer _____

Beantwoord alle vragen in deze uitwerkbijlage.

Meerkeuze: omcirkel het antwoord; geef verbeteringen duidelijk aan:

A B C D of A C D of A D B


Blok 1 A. Caldara - Missa Dolorosa, Gloria

1


2 vanaf maat

3


4



Et in ter-ra pax in ter - ra pax et in ter-ra pax in ter-ra



pax pax ho - mi - ni-bus bo-nae vo-lun - ta - tis pax ho -



mi - ni-bus bo-nae vo-lun - ta



tis in ter - ra in ter - ra pax

5



Lau - da - mus lau - da - mus te

6 polyfone compositietechniek

motiefverwerking

- 7 1
-
- 2
-
- 8 blaasinstrument
- basso continuo
- 1
- 2

Ga verder op de volgende pagina.

partituur bij vraag 9 t/m 12

1 2 3
B Cum san-cto Spi - ri - tu, in glo-ri-a De - i Pa-tris. A-men. a -

4 5 6
B - men, a - men, a-men, a - men, a -

7 8 9
T a - men.
B - men, a - men, a - men.

10 11 12
S
A
T
B

13 14 15
S
A
T
B

Detailed description: The image shows a musical score for a choir and bassoon. It is divided into five systems of staves. The first system (measures 1-3) features a Bassoon (B) staff with a treble clef and a key signature of one sharp (F#). The lyrics are 'Cum san-cto Spi - ri - tu, in glo-ri-a De - i Pa-tris. A-men. a -'. The second system (measures 4-6) continues the Bassoon part with lyrics '- men, a - men, a-men, a - men, a -'. The third system (measures 7-9) includes a Tenor (T) staff with a treble clef and a Bassoon (B) staff. The Tenor part has lyrics 'a - men.' and the Bassoon part has lyrics '- men, a - men, a - men.'. The fourth system (measures 10-12) features four vocal staves: Soprano (S), Alto (A), Tenor (T), and Bass (B). The fifth system (measures 13-15) continues the four vocal staves. The key signature remains one sharp throughout.

16 17 18

Soprano (S), Alto (A), Tenor (T), Bass (B) vocal parts for measures 16, 17, and 18. The music is in G major and common time. Measure 16 features a complex melodic line for the Soprano and Tenor parts. Measure 17 shows a more active bass line. Measure 18 concludes the phrase with sustained notes in the Soprano and Alto parts.

19 20 21

Soprano (S), Alto (A), Tenor (T), Bass (B) vocal parts for measures 19, 20, and 21. Measure 19 has a melodic flourish in the Soprano part. Measure 20 features a prominent bass line. Measure 21 shows the Soprano and Alto parts with sustained notes, while the Tenor and Bass parts continue their rhythmic accompaniment.

22 23 24

Soprano (S), Alto (A), Tenor (T), Bass (B) vocal parts for measures 22, 23, and 24. Measure 22 features a melodic line in the Soprano part. Measure 23 shows a more active bass line. Measure 24 concludes the phrase with sustained notes in the Soprano and Alto parts, and a final bass line.

- 9 Bas - - -
- 10 in maat
- 11 *Omcirkel de antwoorden in de partituur op pagina 4 en 5 in deze uitwerkbijlage.*
- 12 bewering 1 juist / onjuist (*Omcirkel één van beide.*)
 bewering 2 juist / onjuist (*Omcirkel één van beide.*)
- 13 1
-
- 2
-
- 14
-

Blok 2 P. Glass - Symfonie nr. 4, deel 4

15

16

- 17 haak 1
- haak 2
- haak 3
- 18 eerst
- daarna

Ga verder op de volgende pagina.

partituur bij vraag 19 t/m 22

The musical score is divided into three systems. The first system contains measures 1 through 4. The second system contains measures 5 through 8. The third system contains measures 9 and 10. The instruments are: klarinet (clarinet), harp, altviool (viola), cello, and viool 1+2 (violins 1 and 2). The key signature has one sharp (F#) and the time signature is 4/4. The harp and altviool parts feature a consistent eighth-note accompaniment. The klarinet part has melodic lines with some rests and slurs. The viool 1+2 part features a triplet pattern in measures 9 and 10. The cello part has a simple bass line with whole notes.

19 maat 1

maat 2

20

.....

21

22

23

melodierichting	maat 1 t/m 4	maat 5 t/m 8	maat 9 t/m 12
hoge blazers			
lage blazers			

ritme	maat 1 t/m 4	maat 5 t/m 8	maat 9 t/m 12
hoge blazers			
lage blazers			

24

25 motiefverwerking

1

.....

2

.....

articulatie

.....

- 26 1
- 2
- 3

27

	majeur-akkoord	mineur-akkoord	kwint
eerste gedeelte			
tweede gedeelte			
derde gedeelte			

28

partij	notenvoorbeeld
zang	
saxofoon	
synthesizer	
basgitaar	

29 A B C D

- 30 materiaal 1 wel / niet (*Omcirkel één van beide.*)
 materiaal 2 wel / niet (*Omcirkel één van beide.*)

Blok 3 A. Dvořák - Drobnosti, opus 75a

- 31 ja / nee (*Omcirkel één van beide.*), omdat
-

32

Bes groot

33 in maat 5 / 6 / 7 (*Omcirkel één van de drie.*), omdat

.....

34 1

.....

2

.....

35

5 6

5 6

36

1 2 3 4

5 6 7 8

37 A B C D

38 1

.....

2

.....

39

40


maat	1	2	3	4	5	6	7	8	9
variatie		1							

Blok 4 Kovacs - Diggin'

41
.....

42 laag 1 $\frac{4}{4}$ |

laag 2 $\frac{4}{4}$ |

laag 3 $\frac{4}{4}$  |

43

44 1

.....

2

.....




3

.....

45

.....

- 46 1 a Look here, there's something to know
 2 b I'm not like others, this needs to go slow
 3 a Got things, things on my mind
 4 b' Visions to make and gold dust to find
 5 It's not you, it's definitely me
 6 Got dreams to believe in and bright lights to see
 7 No spark, starting to doubt
 8 I've got the feeling that this won't work out

47 $\frac{4}{4}$    (7) |
 Me and my re-cords all a - lone feels right

$\frac{4}{4}$    (7) |
 Me and my re-cords all a - lone feels right

48

	voor	op	na
1 To find gold need plenty of souls			
2 And everyone needs their separate goals			
3 This band makes me inspired			
4 They have the flames that light up my fire			
5 Although already sold			
6 But it doesn't mean the story's untold			
7 I'm near in finding the sound			
8 Don't have the feeling I'm hanging around			

49 ... - ... - ... - ... - ... - ... - ... - ...

50 I'm diggin'
 I'm diggin' it out
 I'm dig, dig, dig, diggin' it out
 I'm diggin'
 I'm diggin' it out
 Baby I've gone dig, dig, diggin'

51

52 fragment 2

fragment 3

fragment 4

VERGEET NIET DEZE UITWERKBIJLAGE IN TE LEVEREN